

Credit Card Fee Payments

Username

Password

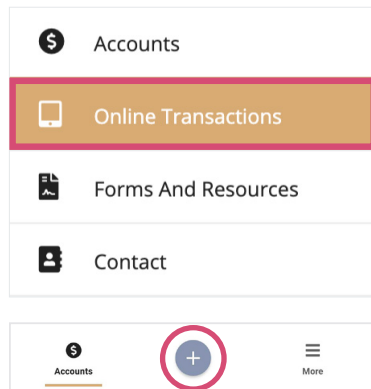
LOGIN

Step 1:

Login to your Olympia Trust Company Client web portal or mobile app. If you haven't yet created your portal account, please contact our Client Support Team at rrspinfo@olympiatrust.com.

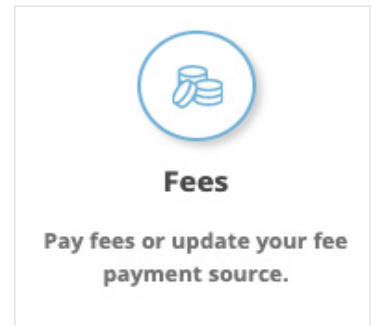
Step 2:

Select 'Online Transactions' from the side bar menu via web portal or expand the button the bottom of the mobile app.



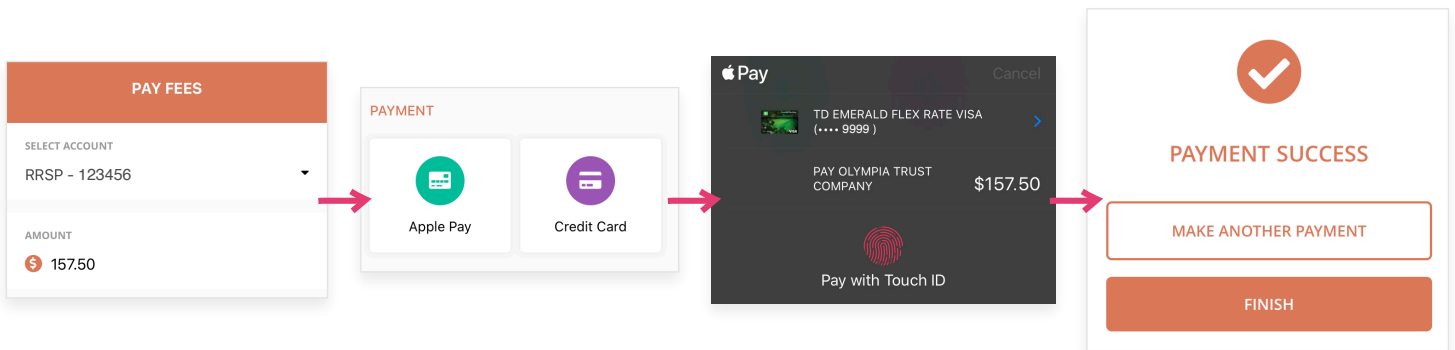
Step 3:

Select 'Fees → Pay Fees → Credit Card' via web portal or 'Pay Fees' via mobile app.



Step 4:

Complete the fee payment details including Amount to Pay and Fee Payment Source.



Option 1: iPhone



Option 2: Android



Option 3: Web Portal



You're done!

For more information go to www.olympiaonline.ca

Pay Fees is a one-time payment option available for all self-directed accounts with an outstanding cash balance.

Utilize the Update Fee Payment Source feature to add or update the Bank Account / Credit Card details for recurring fee payments on your self-directed account(s).